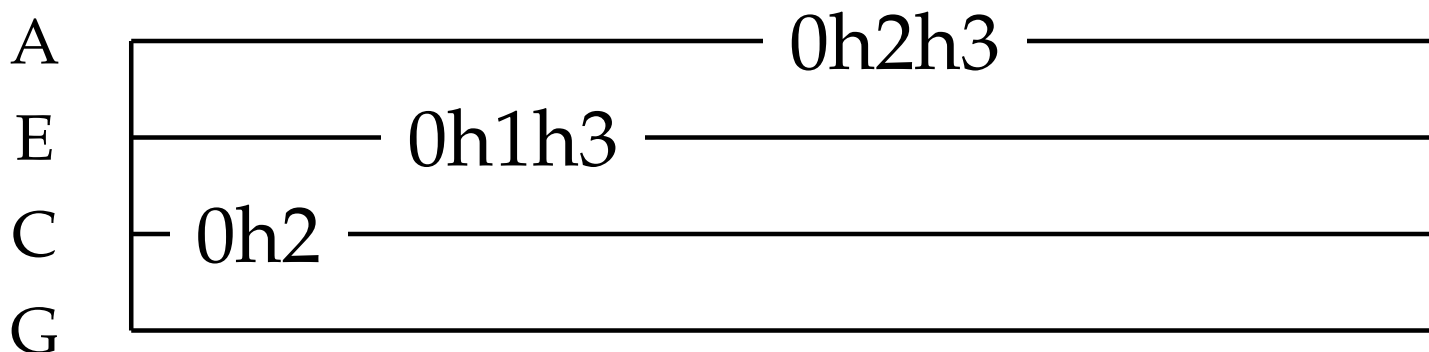


# Embellishment Workshop

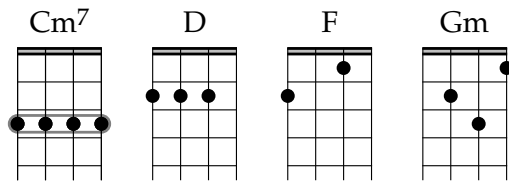
Song	Artist	Pg#
Hammer-on Scale		2
In Hell I'll Be In Good Company	The Dead South	3
Pull-off Scale		5
Roll and Pull	Daniel Ward	6
Hammer and Pull Scale		8
Pop Goes The Weasel	(traditional)	9
Hammer Pull Exercises		10
People Are Strange	The Doors	12
Hot Stuff	Donna Summer	13
Echo Beach	Martha and the Muffins	15
Harvest Moon (harmonics tab)	Neil Young	16

# Hammer-on scale

*Running up the C scale can be very fast with hammer-ons, especially with the E and A strings getting 2 hammer-ons in a row!*



# In Hell I'll Be In Good Company - The Dead South



## /Intro\

Gm Gm Gm Gm  
Gm Gm Gm Gm

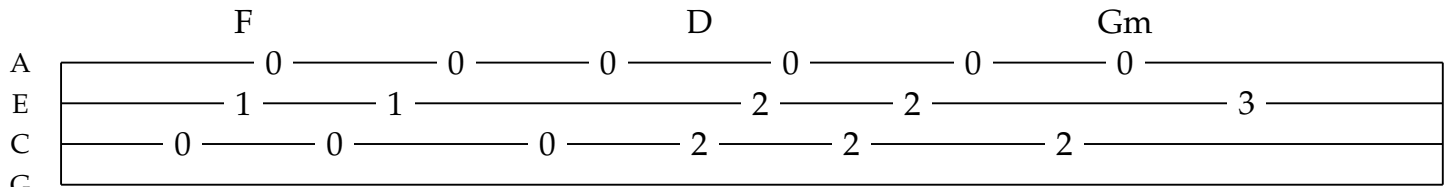
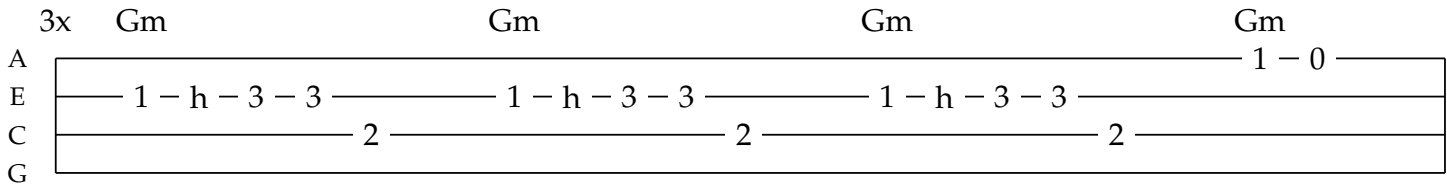
### Chorus Instrumental (w/whistling)

Gm Gm Gm Gm  
Gm Gm Gm Gm  
Gm Gm Gm Gm  
F F F F  
Gm Gm Gm Gm  
Cm<sup>7</sup> Cm<sup>7</sup> Cm<sup>7</sup> Cm<sup>7</sup>  
Gm Gm D D  
Gm Gm Gm Gm

### Verse Instrumental

Gm Gm Gm Gm  
Gm Gm Gm Gm  
Gm Gm Gm Gm  
F F D D  
Gm Gm Gm Gm  
Gm Gm Gm Gm

### Verse Instrumental tab



### /Verse\

Gm Gm Gm Gm  
Dead love couldn't go no further  
Gm Gm Gm Gm  
Proud of and disgusted by her  
Gm Gm Gm Gm  
Push, shove, a little bruised and battered  
F D Gm Gm  
Oh Lord I ain't comin' home with you  
Gm Gm Gm Gm  
My life's a bit more colder  
Gm Gm Gm Gm  
Dead wife is what I told her  
Gm Gm Gm Gm  
Brass knife sinks into my shoulder  
F D Gm Gm  
Oh babe, I don't know what I'm gonna do

### **Interlude**

Gm/ D/  
<pause>  
Gm Gm Gm Gm

### **Chorus**

I see my read-head, messed-bed  
tear-shed, queen-bee, my squeeze  
The stage it smells, tells, hells-bells  
Mis-spells, knocks me on my knees  
F F F

### **Chorus (cont.)**

It didn't hurt, flirt, blood-squirt  
Stuffed-shirt hang-me-on-a-tree  
After I count down, three rounds  
In Hell I'll be in good company  
Gm Gm Gm Gm

### **Verse Instrumental**

### **Repeat Verse**

### **Repeat Interlude**

### **Repeat Chorus**

### **Outro**

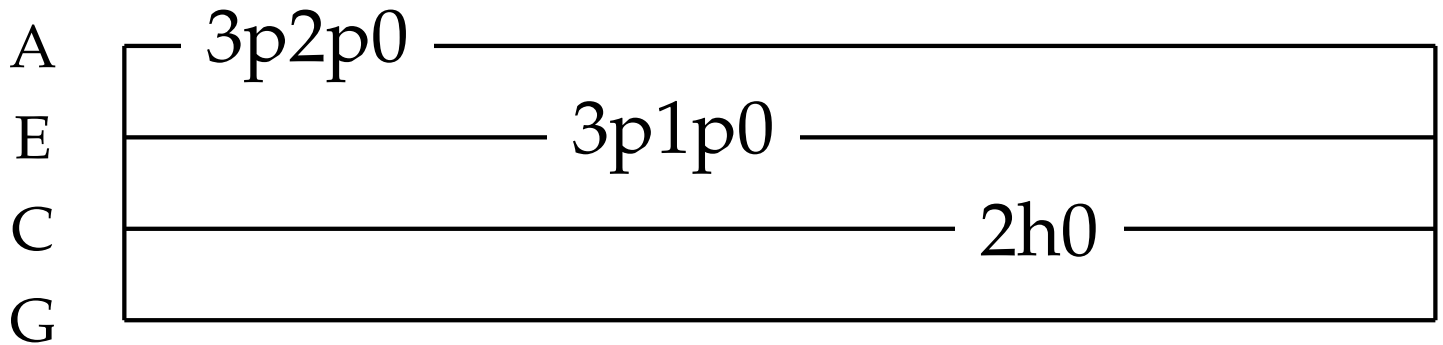
Gm Gm Gm Gm  
Gm Gm Gm Gm  
Gm Gm Gm Gm  
F D Gm→  
In hell I'll be in good compa- ny  
Gm Gm Gm Gm  
Gm Gm Gm Gm  
Gm Gm Gm Gm  
F D Gm→  
In hell I'll be in good compa- ny

### **Outro Instrumental (w/whistling)**

Gm Gm Gm Gm  
Gm Gm Gm Gm  
Gm Gm Gm Gm  
Gm Gm Gm Gm  
F F F F  
Gm Gm Gm Gm  
Cm<sup>7</sup> Cm<sup>7</sup> Cm<sup>7</sup> Cm<sup>7</sup>  
Gm Gm D D  
Gm Gm Gm/

## Pull-off scale

*Running DOWN the C scale can be very fast with pull-offs, especially with the E and A strings getting 2 hammer-ons in a row!*

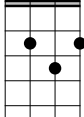
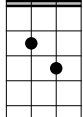
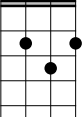
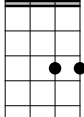
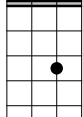
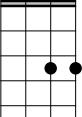
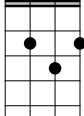
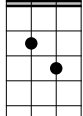
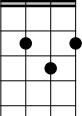
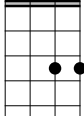
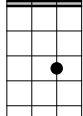
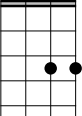
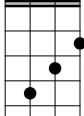
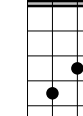
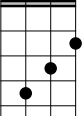
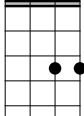
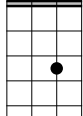
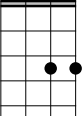


## Roll and Pull - Daniel Ward

### Main repeated section (*Ad nauseam*)

Arpeggio pattern:

- Strum all four strings (4,3,2,1)
- Pull-off the A string
- Pick strings:
  - 2 (E-string)
  - 3 (C-string)
  - 4 (G-string)
  - 3 (C-string)
  - 2 (E-string)
  - 1 (A-string)
- On to the next strum!

	Start with:	After pulling off the A string	
	G	Gsus2	G
			
(with ring and pinky)	C5	Am7no5	C5
			
	G	Gsus2	G
			
(with ring and pinky)	C5	Am7no5	C5
			
	Em	Emadd4no5	Em
			
(with middle and RING)	C5	Am7no5	C5
			
(repeat)			

*Trickier ornamental bit* Modified (shorter!) arpeggio pattern:

- Strum all four strings (4,3,2,1)
- Pull-off the A string
- Pick strings:
  - 2 (E-string)
  - 3 (C-string)
- On to the next strum!

(one more line of the main arpeggio pattern)	G	Gsus2	G	Gsus2
(with ring and pinky, index underneath)	D7sus4	Am7no5*		
(with middle and ring, index underneath)	C5*	Gadd4no5		
(returning to the main arpeggio pattern again)	Am7no5			

At this point, you can either go back to the main loop, or wrap up with the outro:

*Outro*

Tag:	Strum:	Pick 1/A string:	Slide up to last strum:
	G	G5	G*

# Hammer-on pull-off scale

*First going up...*

A	_____ 0h2h3 _____
E	_____ 0h1h3 _____
C	— 0h2 _____
G	

*... and then back down again*

A	— 3p2p0 _____
E	_____ 3p1p0 _____
C	_____ 2h0 _____
G	

*Repeat!*



Pop Goes The Weasel - (traditional)

A

E

C

G

				0	h3	p0					
		1	—	1	h3	—	3	—		1	—
		0									

A

E

C

G

						0					
		1	—	1	h3	—	3	—		1	—
		0									

A

E

C

G

						0	h3	p0			
		1	—	1	h3	—	3	—		1	—
		0									

A

E

C

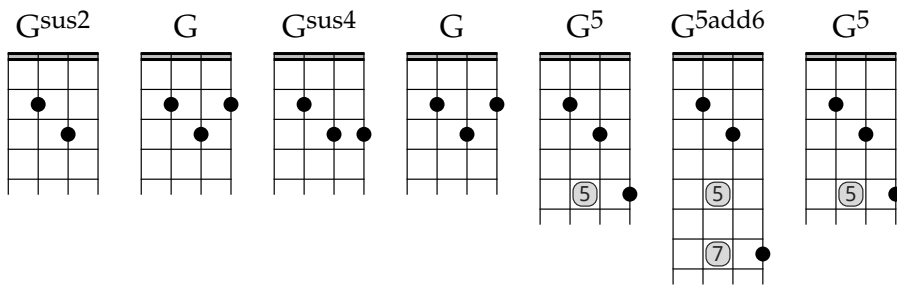
G

		5	—			1	p0				
				3	—					1	—

# Hammer Pull Exercises

## /Untitled riff over G\

In order to keep your left hand around the G shape the whole time, this exercise uses a neat trick – fretting with the right hand! We need to hit the 7th fret of the A string (which would be quite a stretch from the G-chord shape), we can use our right-hand index finger to fret and then pick the string with our thumb.



	G	Gsus4	G5
A	0h2 — 2 — 3p2 — 5 — R7 — p5 —		
E	3 — 3 — 3 — 3 —		
C	2 —		
G	0 —		

	G	Gsus4	Gsus2
A	0h2 — 2 — 3p2 — 0 — 0 — 2 —		
E	3 — 3 — 3 — 3 — 3 —		
C	2 —		
G	0 —		

	G	Gsus4	G5
A	0h2 — 2 — 3p2 — 5 — R7 — p5 —		
E	3 — 3 — 3 — 3 —		
C	2 —		
G	0 —		

	G	Gsus4	G5
A	0h2 — 2 — 3p2 — 0 — 0 — 0 — 3 —		
E	3 — 3 — 3 — 0 — 0 — 0 — 3 —		
C	2 — 2 —		
G	0 —		

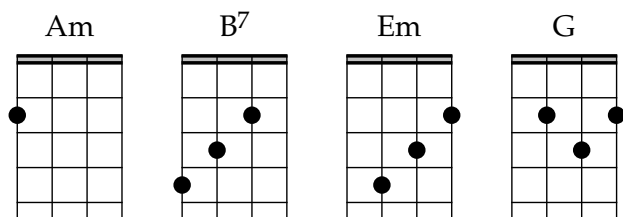
**Honing held hammers**

*This exercise uses lots of hammer and pulls to play notes quickly. It also holds a hammer-on on the E string while playing a note on the A string, before coming back to pull-off the E string.*

A	3h5 — p3 — p2 — p0 ————— 0 —————
E	————— 3 - h5 ————— p0 —————
C	
G	

A	3h5 — p3 — p2 — p0 ————— 0 —————
E	————— 3 - h5 —————
C	
G	

# People Are Strange - The Doors



(Note: I've made one very minor edit to the verse to replace "women seem wicked" with "folks'll seem wicked")

**Intro x2 (same chord progression as verse)**

Em Am Em Am Em B<sup>7</sup> Em

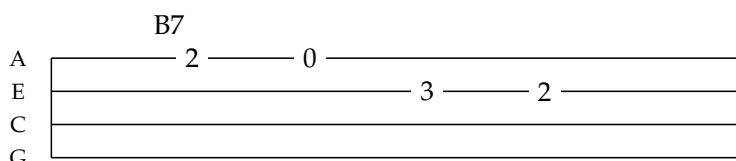
**Verse 1**

Em Am Em  
People are strange, when you're a stranger  
Am Em B<sup>7</sup> Em  
Faces look ugly, when you're alone  
Em Am Em  
Folks'll seem wicked, when you're unwanted  
Am Em B<sup>7</sup> Em  
Streets are uneven, when you're down

**Chorus**

B<sup>7</sup>  
When you're strange  
G B<sup>7</sup>  
Faces come out in the rain  
B<sup>7</sup>  
When you're strange  
G B<sup>7</sup>  
No one remembers your name  
B<sup>7</sup>  
When you're strange  
B<sup>7</sup>  
When you're strange

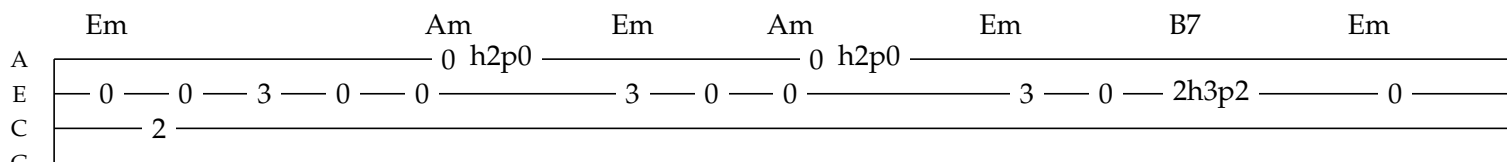
**Post-chorus**



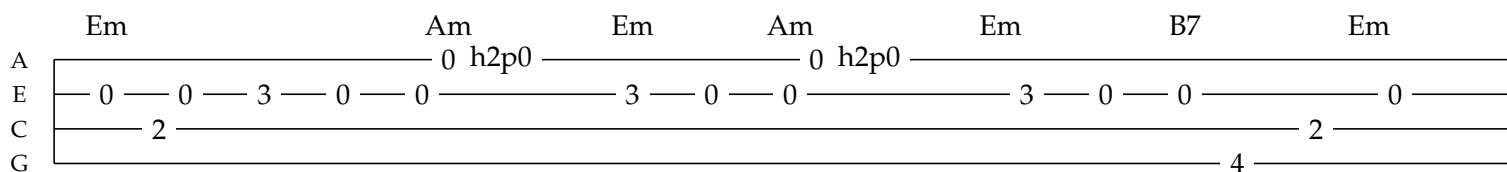
**Repeat Verse**

**Repeat Chorus and post-chorus**

**Instrumental Verse x2**



**Low-G option**



**Repeat Chorus**

**Repeat Verse**

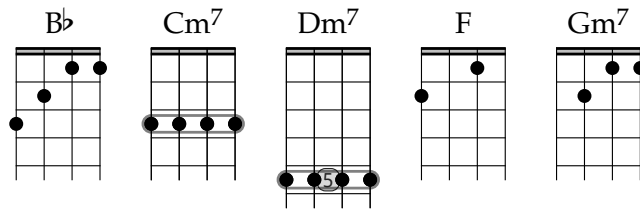
**Repeat Chorus**

**Repeat post-chorus, slowing down before finally...**

**Outro**

Em/

# Hot Stuff - Donna Summer



## Intro (x4)

Gm<sup>7</sup> Gm<sup>7</sup> F Gm<sup>7</sup>

## /Verse 1\

Gm<sup>7</sup>  
Sittin' here eatin' my heart out waitin'..  
F Gm<sup>7</sup>  
waitin' for some lover to call.  
Gm<sup>7</sup>  
Dialed about a thousand numbers lately..  
F Gm<sup>7</sup>  
almost rang the phone off the wall.

## Chorus

Lookin' for some hot stuff, baby, this  
Gm<sup>7</sup>  
evenin'.  
I need some hot stuff, baby, tonight.  
I want some hot stuff, baby, this evenin'.  
Gm<sup>7</sup>  
Gotta have some hot stuff..gotta have  
some  
Gm<sup>7</sup> Bb Cm<sup>7</sup>  
love tonight.

## Chorus tab

A 1 3 - 3 - 1p0  
E - 3 - 3 - 3 - 3 - 3p1  
C  
G 2

A 1 3 - 3 - 5 - 3 - 1 - 5 - 5 3p1  
E - 3 - 3 - 3  
C  
G

A 1 3 - 3 - 1p0  
E - 3 - 3 - 3 - 3 - 3p1  
C  
G 2

A 3 - 1 - 3 - 1 - 3 - 1 - 5 - 5 - 5 - 5 5p3p1 - 3p1  
E  
C  
G 3

## Bridge

I need hot stuff  
Gm<sup>7</sup> Bb Cm<sup>7</sup>  
I want some hot stuff  
Gm<sup>7</sup> Bb Cm<sup>7</sup>  
I need hot stuff

## Instrumental (x2)

Gm<sup>7</sup> Gm<sup>7</sup> F Gm<sup>7</sup>

## /Verse 2\

Gm<sup>7</sup>  
Lookin' for a lover who needs another..  
F Gm<sup>7</sup>  
don't want another night on my own.  
Gm<sup>7</sup>  
Want to share my love with a warm  
blooded lover..  
F Gm<sup>7</sup>  
want to bring a wild man back home.

## Chorus

## Bridge

## Instrumental (x2)

Gm<sup>7</sup> Gm<sup>7</sup> F Gm<sup>7</sup>

### *Verse 3*

Gm<sup>7</sup>  
Sittin' here eatin' my heart out, no reason..  
F  
won't spend another night on my own. Gm<sup>7</sup>  
Gm<sup>7</sup>  
I dialed about a hundred numbers, baby..  
F  
I'm bound to find somebody home. Gm<sup>7</sup>

### *Chorus*

Cm<sup>7</sup> Dm<sup>7</sup>  
Lookin' for some hot stuff, baby, this  
Gm<sup>7</sup>  
evenin'.  
Cm<sup>7</sup> Dm<sup>7</sup> Gm<sup>7</sup>  
I need some hot stuff, baby, tonight.  
Cm<sup>7</sup> Dm<sup>7</sup> Gm<sup>7</sup>  
I want some hot stuff, baby, this evenin'.  
Cm<sup>7</sup>  
Gotta have some hot stuff..gotta have  
some Gm<sup>7</sup> B<sup>b</sup> Cm<sup>7</sup>  
love tonight.

### *Outro Instrumental (repeat and fade)*

Gm<sup>7</sup> B<sup>b</sup> Cm<sup>7</sup>

### *Review: chorus tab*

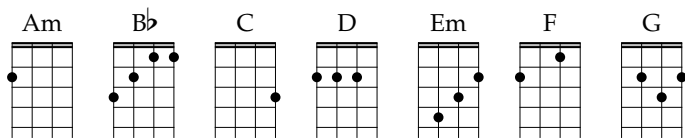
A	1 — 3 — 3 — 1p0 —
E	3 — 3 — 3 — 3 — 3p1 —
C	2 —
G	

A	1 — 3 — 3 — 5 — 3 — 1 — 5 — 5 — 3p1 —
E	3 — 3 — 3 —
C	
G	

A	1 — 3 — 3 — 1p0 —
E	3 — 3 — 3 — 3 — 3p1 —
C	2 —
G	

A	3 — 1 — 3 — 1 — 3 — 1 — 5 — 5 — 5 — 5 — 5p3p1 — 3p1 —
E	3 —
C	
G	

# Echo Beach - Martha and the Muffins



## /Verse 1\

Am D C Am D Em  
I know it's out of fashion, And a trifle uncool,  
Am D C Am D Em  
But I can't help it, I'm a romantic fool  
Am D C Am D Em  
It's a habit of mine, To watch the sun go down  
Am D C Am D Em  
On Echo Beach, I watch the sun go down

### Intro

Am / / / G / / / Em / / / F / G /  
Am / / / G / / / Em / / / F / G /

### Chorus

G D  
From nine to five I have to spend my time at work  
G D  
My job is very boring I'm an office clerk  
Am Em  
The only thing that helps me pass the time away  
Am Em  
Is knowing I'll be back at Echo Beach some day

### Instrumental

Am / / / G / / / Em / / / F / G / Am / / / G / / / Em / / / F / G /

## /Verse 2\

Am D C Am D Em  
On silent summer evenings, The sky's alive with light  
Am D C Am D Em  
A building in the distance, Surrealistic sight  
Am D C Am D Em  
On Echo Beach, Waves make the only sound  
Am D C Am D Em  
On Echo Beach, There's not a soul around

### Repeat Chorus

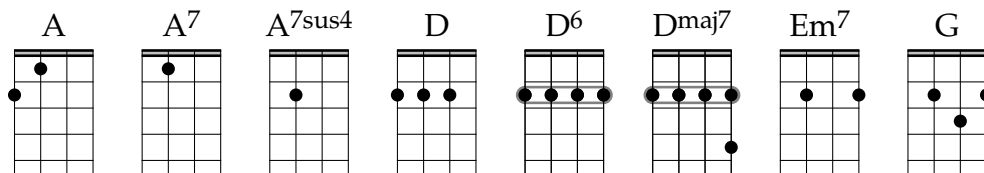
### Instrumental

F / / / G / / / Bb / / / C / / / F / / / G / / / Bb / / / C / / /  
Am / / / G / / / Em / / / F / G / Am / / / G / / / Em / / / F / G /

### Outro

Am G Em F G  
Echo Beach, Far away in time, Echo Beach, Far away in time  
Am G Em F G  
Echo Beach, Far away in time, Echo Beach, Far away in time  
Am G Em F G  
Echo Beach, Far away in time, Echo Beach, Far away in time  
Am G Em F G  
Echo Beach, Far away in time, Echo Beach, Far away in time  
Em F G Am  
Echo Beach, Far away in ti-time.

# Harvest Moon (harmonics tab) - Neil Young



## Intro

D D<sup>6</sup> D<sup>maj7</sup> x2

## Verse 1

Em<sup>7</sup>  
Come a little bit closer, hear what I  
have to say  
D D<sup>6</sup> D<sup>maj7</sup> x2  
Em<sup>7</sup>  
Just like children sleepin', we could

dream this night away

D D<sup>6</sup> D<sup>maj7</sup> x2  
G

But there's a full moon risin', let's go  
dancin in the light

D D<sup>6</sup> D<sup>maj7</sup> x2  
G

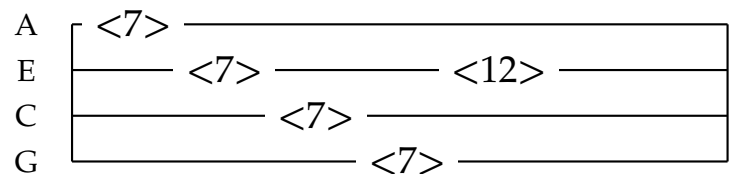
We know where the music's playin',  
let's go out and feel the night.

D D<sup>6</sup> D<sup>maj7</sup> x2

## Chorus

A<sup>7sus4</sup> Because I'm still in love with you A<sup>7</sup>  
A<sup>7</sup> I want to see you dance again A<sup>7sus4</sup>  
A<sup>7sus4</sup> Because I'm still in love with you A  
A On this harvest moon.  
D D<sup>6</sup> D<sup>maj7</sup> x2

## Em7 Harmonics



## Verse 2

Em<sup>7</sup>  
When we were strangers, I watched  
you from afar  
D D<sup>6</sup> D<sup>maj7</sup> x2  
Em<sup>7</sup>  
When we were lovers, I loved you  
with all my heart.  
D D<sup>6</sup> D<sup>maj7</sup> x2  
G  
But now it's gettin' late, and the moon

is climbin' high

D D<sup>6</sup> D<sup>maj7</sup> x2  
G

I want to celebrate, see it shinin' in  
your eye.

D D<sup>6</sup> D<sup>maj7</sup> x2

## Chorus

## Outro

D D<sup>6</sup> D<sup>maj7</sup>  
D D<sup>6</sup> D<sup>maj7</sup> /