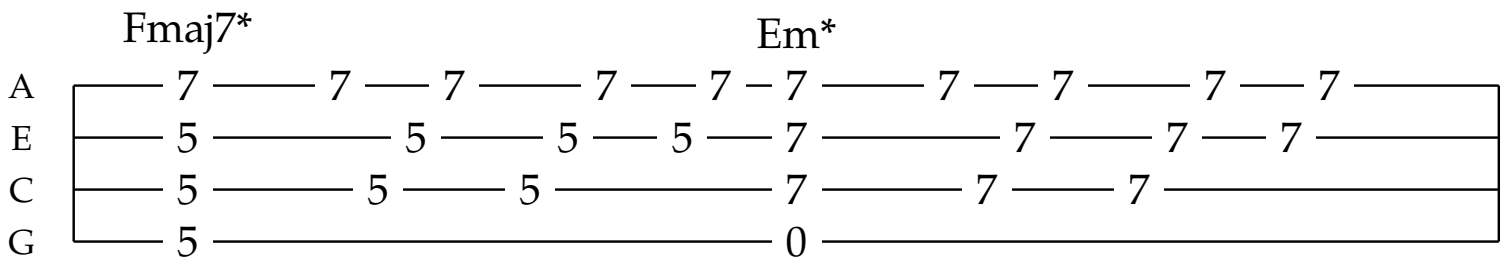




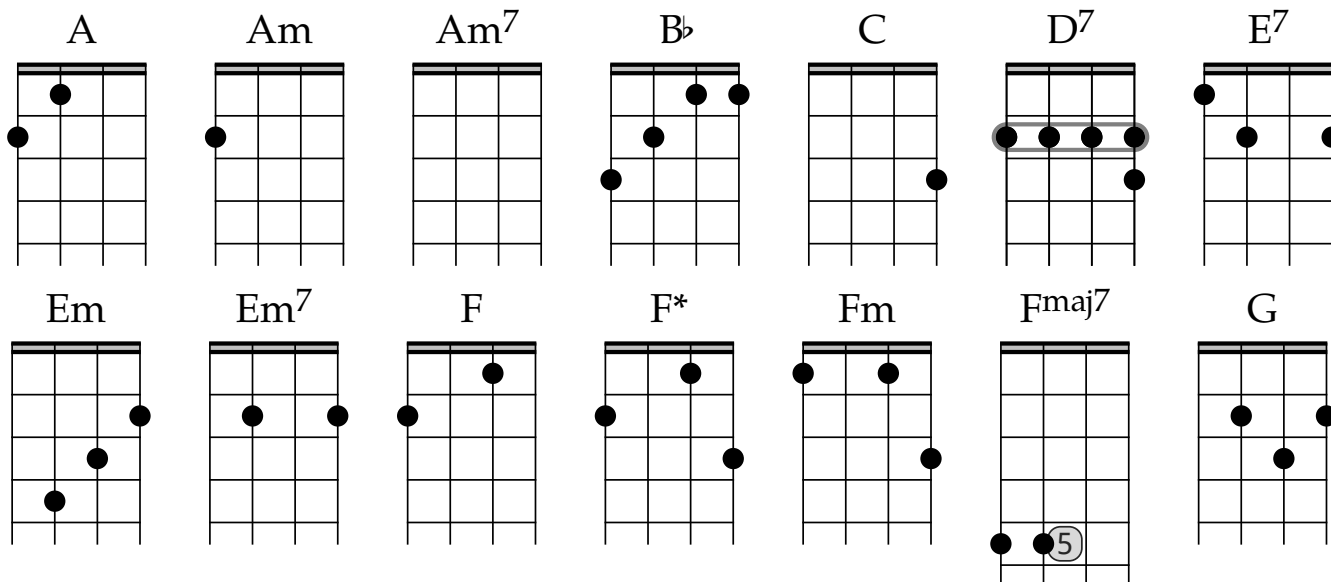
Intro x 2



Strumming pattern: ↓ ↑↓ ↓↑ ↑ ↑↓ ↓

Am Am⁷ D⁷/₉
Check ignition and may God's love be with you.

Solo: 7 beats ascending D7 sliding up to Ab7, knock twice



See video lesson here: <https://www.youtube.com/watch?v=A2VjdNsalkk>

Verse 1

The verses use 2 shapes for F. This can both help to add variety, and help make transitioning to the Fm and back to C faster, by leaving the pinky in place.

Strumming pattern: ↓ ↓↑× ↓↑ ↑↓↑×↑↓↑

C E7
This is Ground Control to Major Tom... You've really made the
F F*
grade

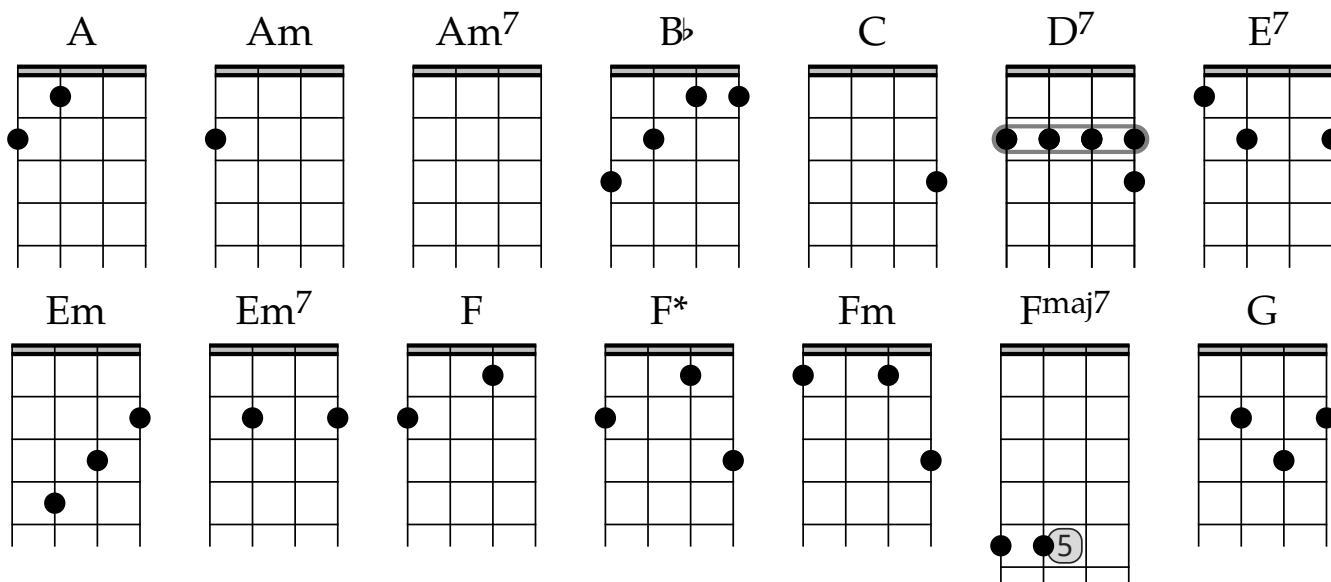
Fm C F*
And the papers want to know whose shirt you wear

Fm C F*
Now its time to leave the capsule if you dare.

C E7
This is Major Tom to Ground Control, I'm stepping through the
F F*
door

Fm C F*
And I'm floating in a most peculiar way

Fm C F*
And the stars look very different today
For...



See video lesson here: <https://www.youtube.com/watch?v=A2VjdNsaIkk>

Chorus (softly)

In the chorus, we use an easier Fmaj7 chord that sounds a little "discordant" because it has both the E and F notes, which are right next to each other.

Strumming pattern: ↓ ↑↓ ↓↑ ↑ ↑↑ ↓

Fmaj7 Em7 Fmaj7 Em7
here... am I sitting in a tin can... Far... above the world

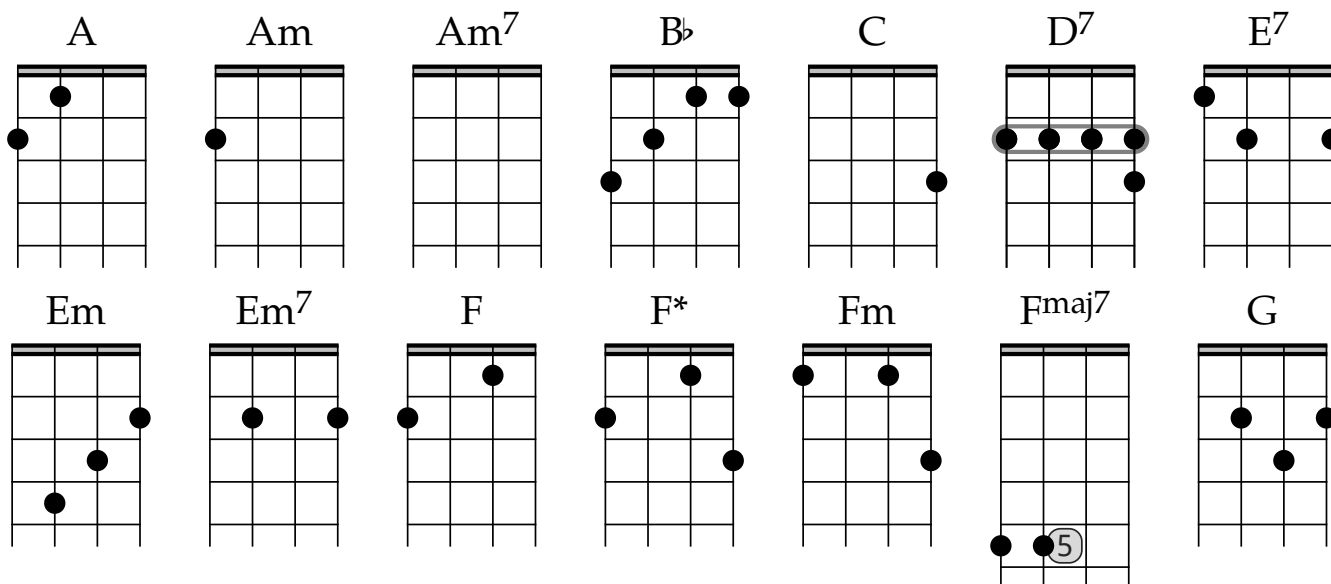
Strumming pattern: ↓ ↑↓ ↓ ↓ ↑↓ ↓ ↓ ↑↓ ↓ ↓ ↑↓ ↓

Bb Am G F
Planet Earth is blue, and there's nothing I can do

Instrumental - LOUD

Strumming pattern: ↓ ↓↑ ↑↓ ↑↓ ↓

C F G A A <X>
C F G A A <X>

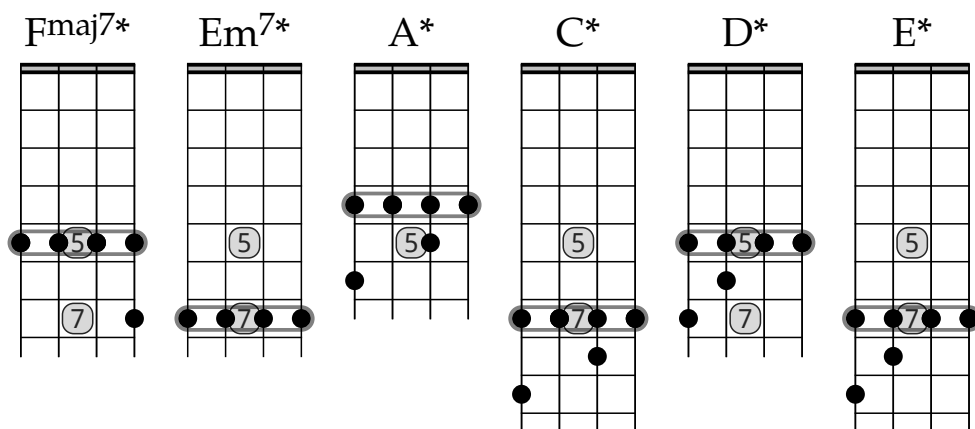


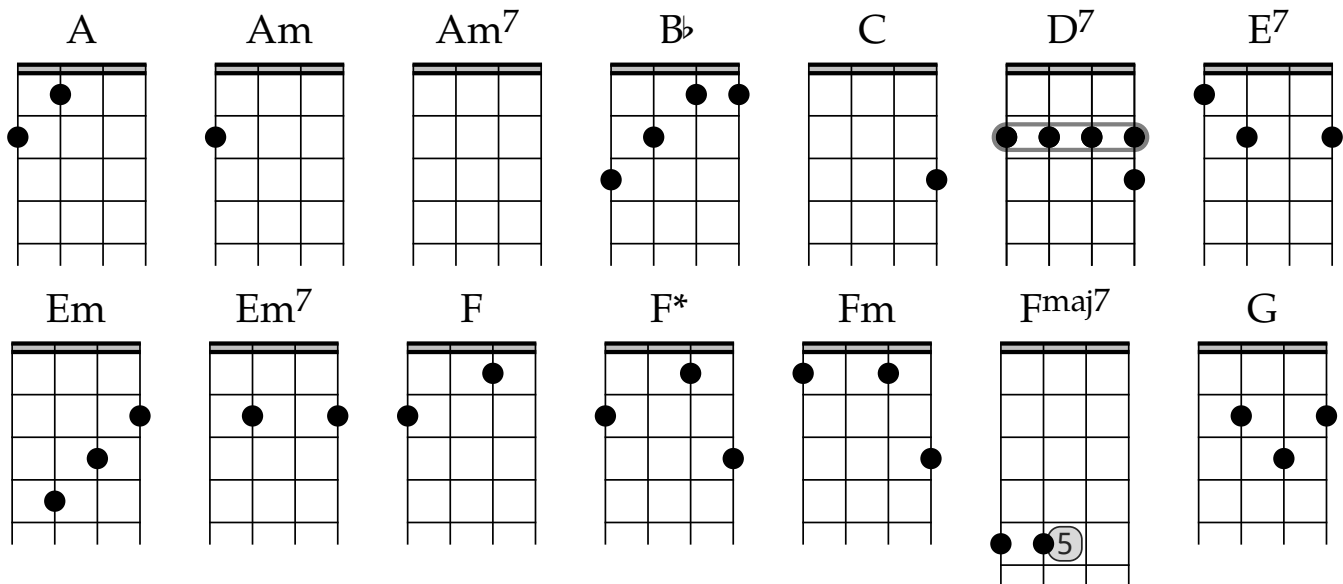
See video lesson here: <https://www.youtube.com/watch?v=A2VjdNsaIkk>

Instrumental (softly)

This instrumental part uses moveable shapes with a barre, so you can play these chords you've seen before at a higher pitch in different ways just by moving them around. The Fmaj7 is like a Cmaj7, the Em7 is like Am7, the A and C shapes are both like an F, and the D and E are like an A shape (or a Bb shape, depending on how you look at it!). You can also find a tablature version of these shapes in the outro.

Strumming pattern: ↓ ↓↑↓↑ ↑ ↑ ↑↓ ↓





See video lesson here: <https://www.youtube.com/watch?v=A2VjdNsalkk>

Verse 2

Strumming pattern: ↓ ↓↑× ↓↑ ↑↑×↑↑↑

^C Though I'm past one hundred thousand ^{E7} miles, I'm feeling very ^F still
^{F*}

^{Fm} And I think my spaceship ^C knows which way to go ^{F*}

Tell my ^{Fm} wife I love her ^C very much... she knows ^{F*}

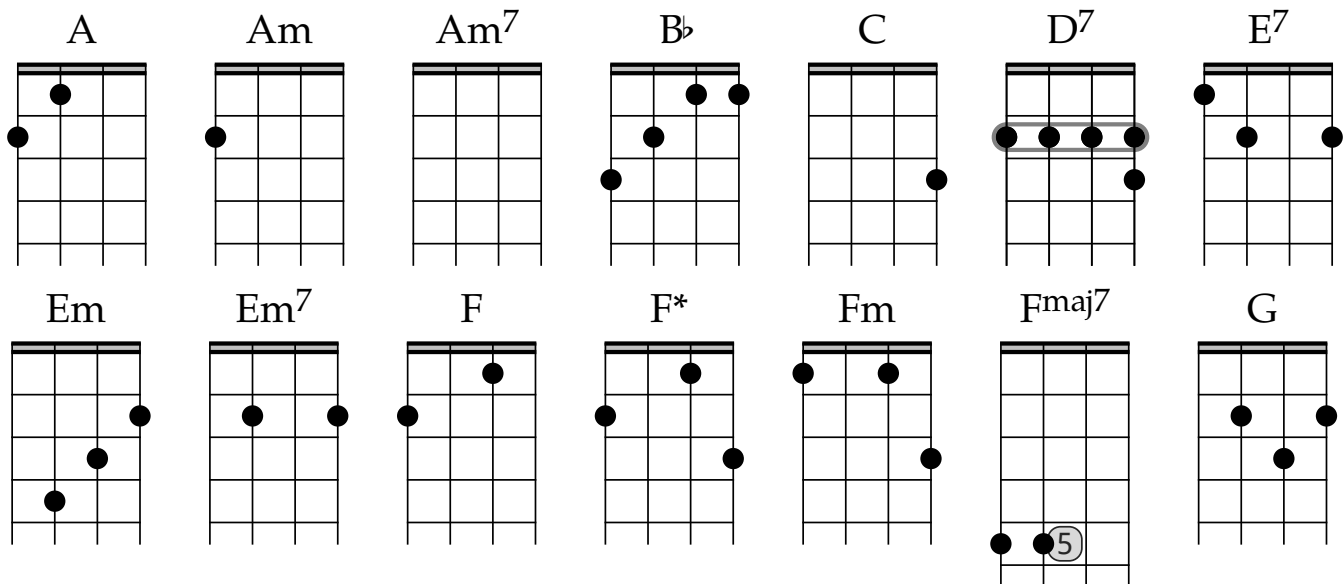
Bridge (gradually getting quieter)

Strumming pattern: ↓ ↓↑×↑↑↑

If you make sure to play the D7 with the barre shape, you just have to remove the barre to leave the C!

^G Ground Control to ^{E7} Major Tom, your ^{Am} circuit's dead, there's
^{Am7} something wrong

^{D7} Can you hear me Major Tom? ^{C/} Can you hear me Major Tom? Can
^{G/} you hear me Major Tom?
Can you...



See video lesson here: <https://www.youtube.com/watch?v=A2VjdNsalkk>

Chorus (soft)

just like we did this before!

Fmaj7 Em7 Fmaj7 Em7
Here... am I floating round' my tin can, Far... above the Moon
Bb Am G F
Planet Earth is blue, and there's nothing I can do.

Outro - LOUD

just like we did this before!

C F G A A <X>
C F G A A <X>

Outro (soft)

This outro tablature is the same as the shapes in the instrumental above!

Strumming pattern: ↓ ↓↑↓↑ ↑ ↑ ↑↓ ↓

	Fmaj7*	Em7*	A*	C*	D*	E*
A	7	7	4	7	5	7
E	5	7	5	8	5	7
C	5	7	4	7	6	8
G	5	7	6	9	7	9